

Fulfilling the Promise of Early Childhood Education in Delaware

Steve Barnett, NIEER, Rutgers University



Promise of Early Care and Education

Early experience has broad, persistent effects

- Learning, development, and health
- Educational, social, and economic success
- Poor early experience limits future success of many

ECE can change the course of development

- Increased educational achievement and attainment
- Less abuse/neglect and crime
- Higher earnings, better health, longer life

Well designed ECE has high rates of return

- Full day programs support parental employment
- Chicago program had \$10:1 return over a lifetime

Example: Court Ordered Pre-K in NJ, USA

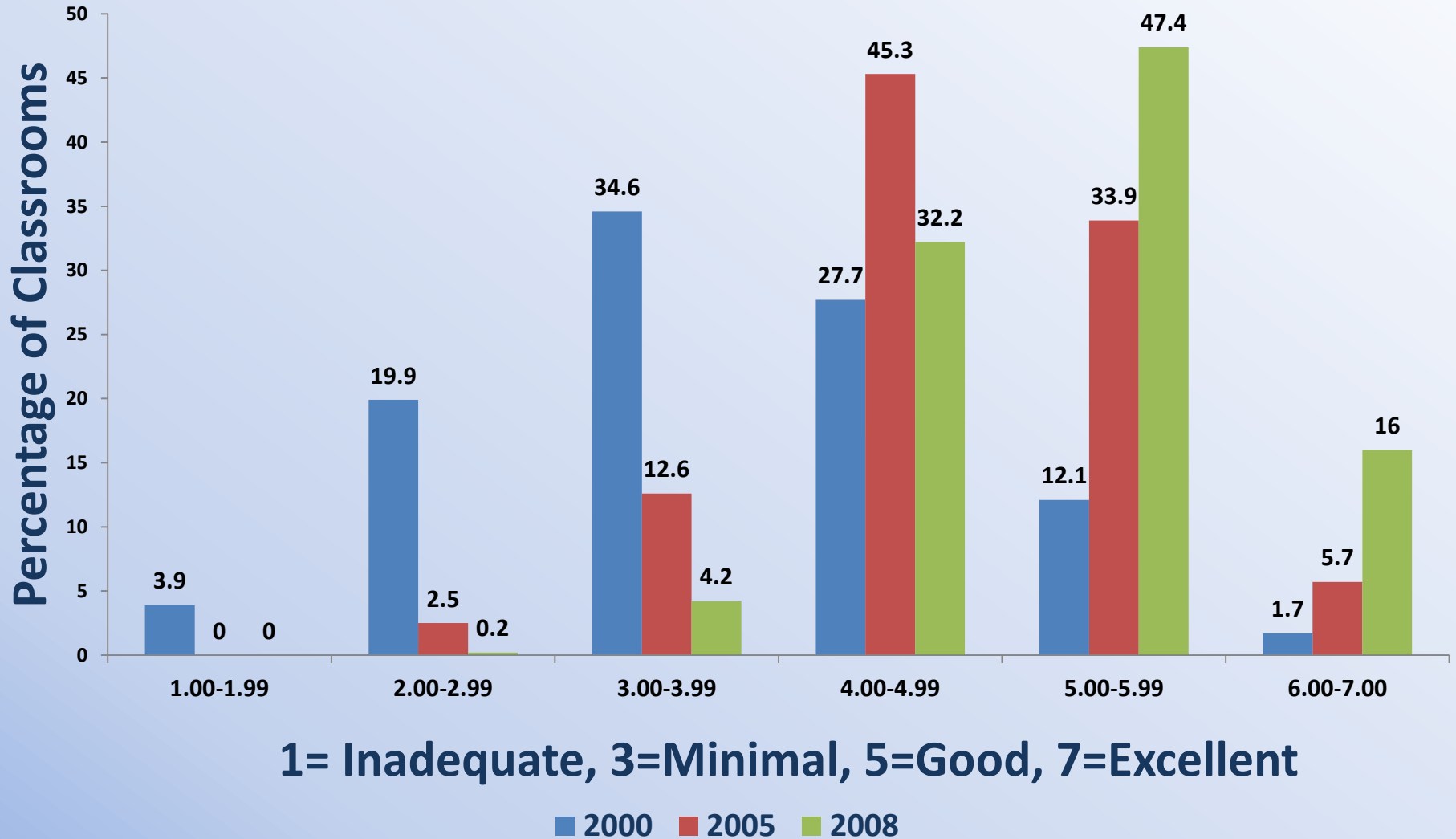
- Supreme Court asserts a child's right to ECE as necessary to be a fully participating citizen
- Design (and cost) based on children's needs
- Initially, all children in 31 cities with high poverty
- Roughly 50,000 children ages 3 and 4 to be served
- State was given 5 years to reach all children at high quality
- Implemented as part of systemic K-12 reform

NJ PRE-K: HIGH QUALITY BY DESIGN

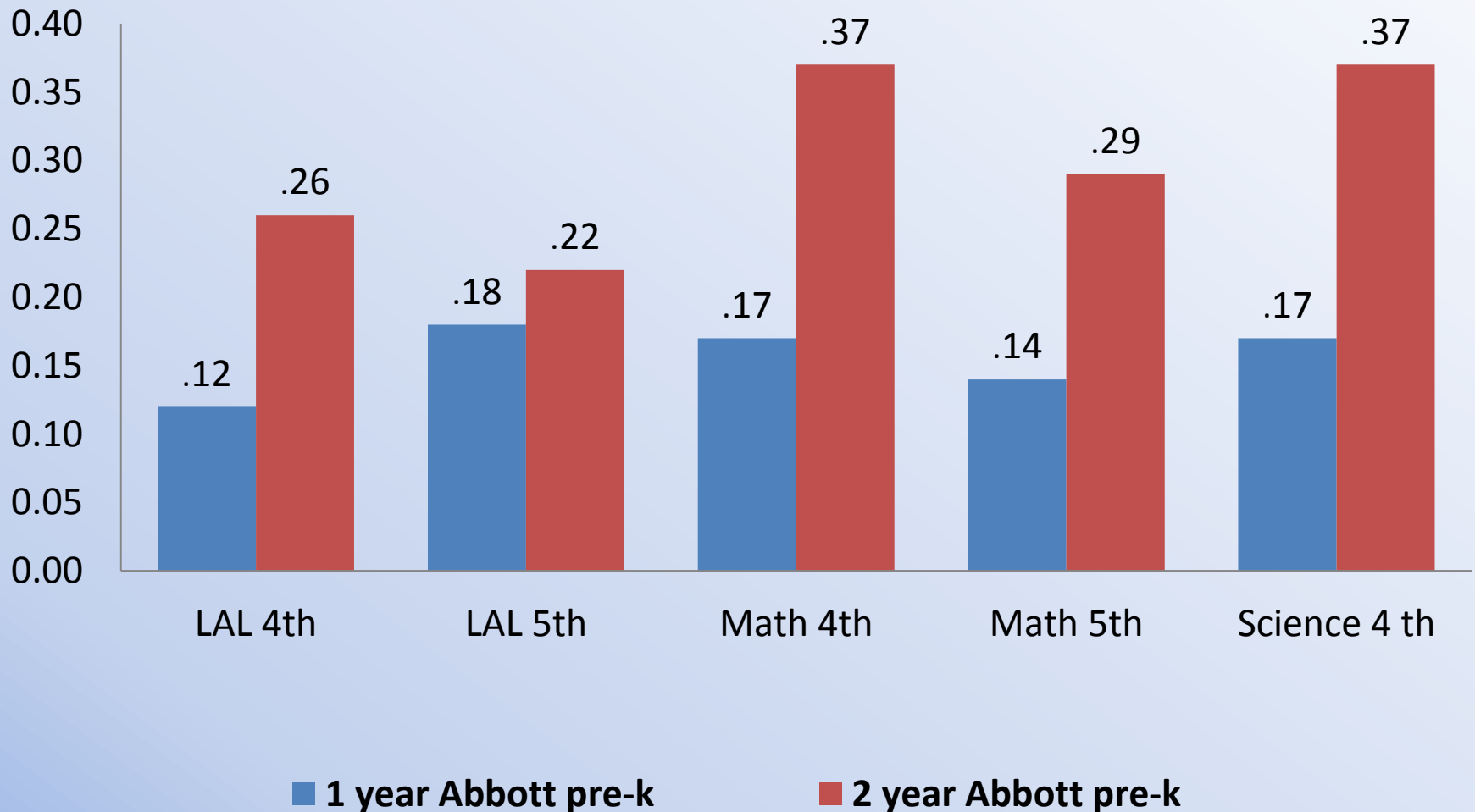
- Universal
- High expectations
- Adequate funding
- Strong teachers
- Small classes
- Ages 3 & 4 (2 years)
- Full day
- Public-private provider partnership
- Continuous improvement system (GPS)



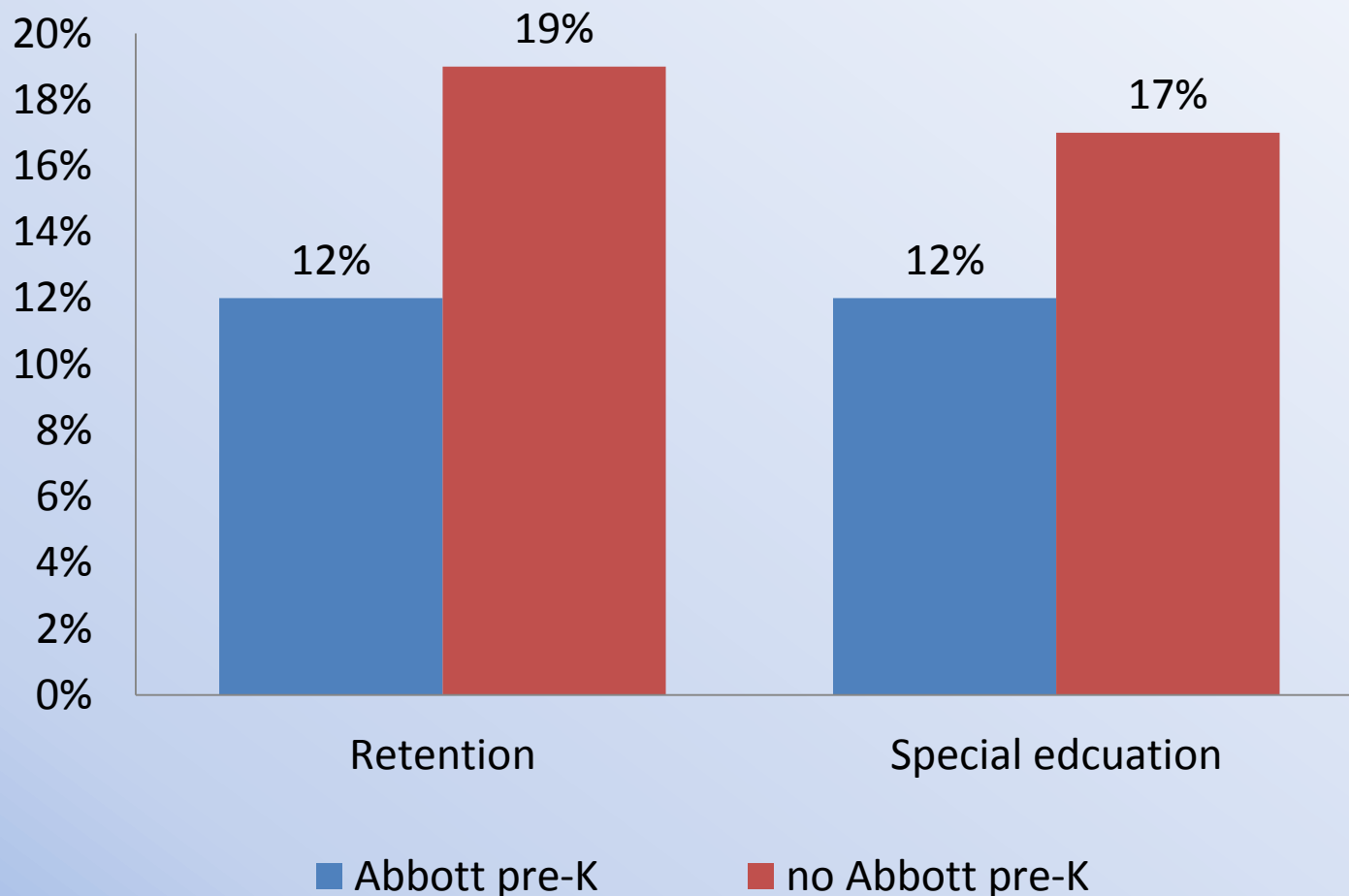
Transformation of Quality in NJ UPK (ECERS-R)



NJ UPK Effects on Achievement Grades 4 and 5



















NJ Effects on Retention & Special Education at Grade 5



Long-term Impacts

Recent Large Scale Pre-K Studies

Program	Population	Annual Cost/Child	Reading Achieve	Math Achieve	Grade Retention	Special Education
TN 4-5	LOW INCOME	\$6,019	NS		NS	
NJ 3-5	LOW INC./ UNIVERSAL	\$13,500				
OK 4-5	UNIVERSAL	\$9,118	NS			NS
AL 4-5	LOW INC./ UNIVERSAL	\$7,000				
NC 4-5	LOW INCOME	\$9,500				

Delaware's Five-Year-Olds Enter Kindergarten Without Competencies Needed To Succeed...

Most students are **NOT** entering kindergarten with skills needed for success

Domain	5-year-olds NOT "accomplished"
Cognitive	46%
Language	38%
Literacy	31%
Math	56%
Physical	36%
Social Emotional	45%

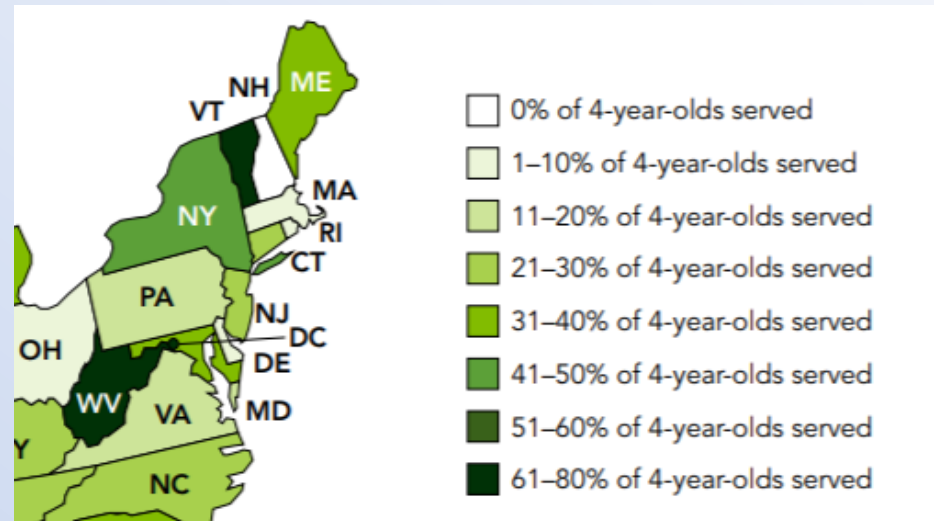
Delaware State Pre-K (ECAP) Enrollment

Ratings: 35th And 43rd



State	Ranking
District of Columbia	1
Florida	2
Oklahoma	3
Wisconsin	4
Vermont	5
West Virginia	6
Iowa	7
Georgia	8
New York	9
Texas	10
Delaware	35

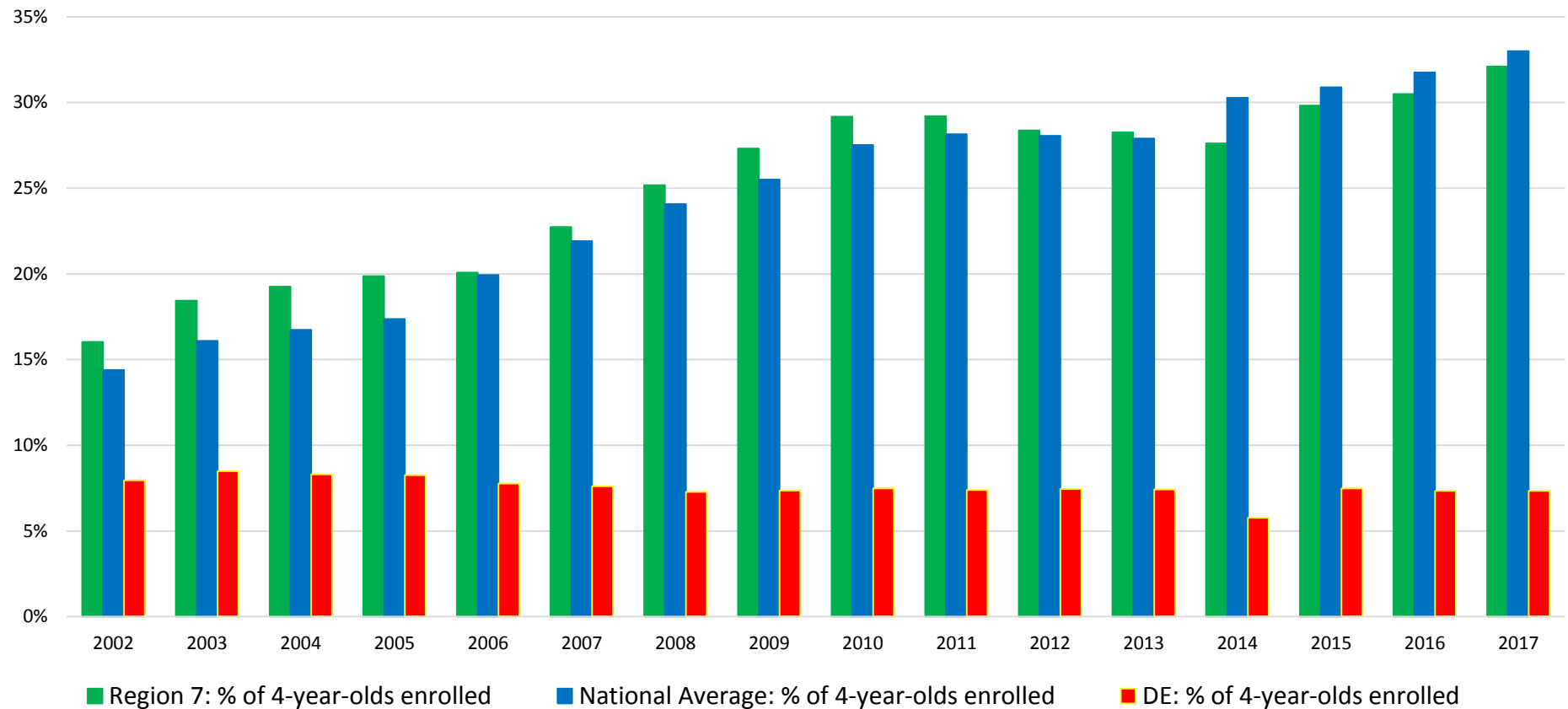
Delaware ranks **behind** all surrounding Mid-Atlantic states



When Head Start, Special Ed, and ECAP are included, **Delaware ranks 43rd for enrollment**

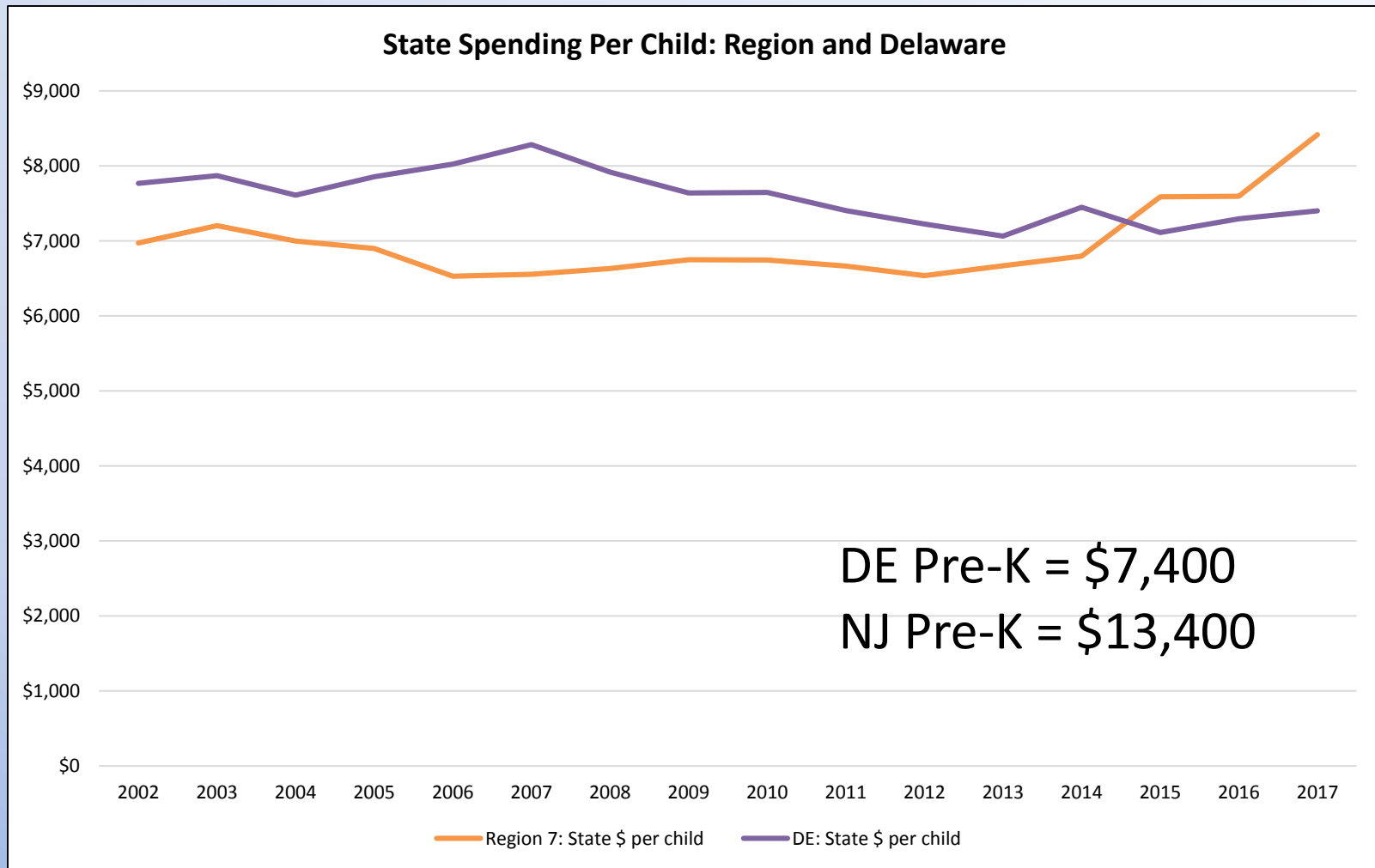
4-Year-Old State Pre-K Enrollment Over Time: Delaware, the Region, and National Average

Percent of 4-year-olds enrolled nationally, by region, and Delaware



Average state's Pre-K enrollment rose from double to nearly 5 times Delaware's

Pre-K Spending Per Child 2002-17: DE Once Led Now Lags the Region



Overall, Where is Delaware Now?

- Political will to move forward—general public, business, and government
- ECAP has fallen behind the times
 - Enrolls few children
 - Part day
 - Meets Head Start Program Performance Standards
 - Do not assure adequately compensated, strong teachers
 - Are overly complex and burdensome
 - Too little funding

MOVING DELAWARE FORWARD

- Expand enrollment to all children
- Simplify and raise quality standards
- Determine how much this will cost
- Develop a timeline
- Creating a finance strategy
- NIEER has tools that can help plan and is able to support this work

Business Role in Policy Promotion

- Leadership
- Educating the Public
- Educating Elected Officials
- Attracting Media
- Independent Voice, Not a Special Interest
- Authoritative Source Regarding Return on Investment